


**REPORT OF FEEDBACK FROM ALUMNI**  
**ACADEMIC YEAR 2023-24**



**N.M.S.M. GOVERNMENT COLLEGE KALPETTA**



**N.M.S.M. Govt. College Kalpetta**  
**Vellaramkunnu.**  
**Puzhamudi P.O.**  
**Kalpetta - Wayanad - 673122**  
**Ph: 04936-204569**  
**Website: [nmsmcollege.ac.in](http://nmsmcollege.ac.in)**

### **ANALYSIS OF FEEDBACK 2023-24**

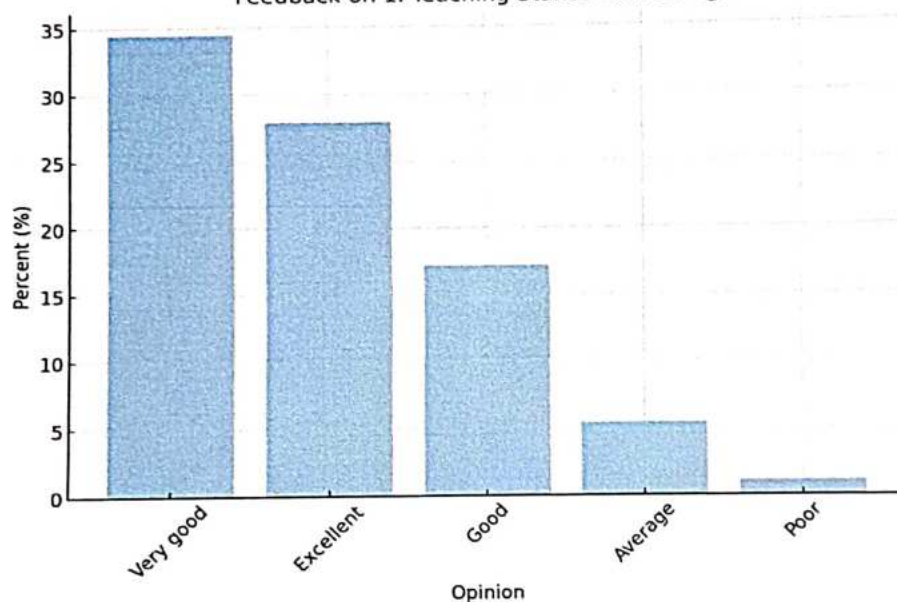
A good feedback system in a college from its stakeholders plays a significant role in improving academic standards of students as well as performance of teachers. The college has an effective system for collecting and analyzing the feedback of students, teachers, parents and alumni regarding teaching, learning process other facilities including the infrastructure. After analyzing the feedback, feedback reports are prepared. Based on the feedback reports, the college takes adequate measures to correct the limitations.

In the academic year 2022-23, alumni were collected by means of Google form. The analysis of the feedback survey is given below.

### 1. Teaching Standard in college

Opinion	Frequency	Percent
Very good	32	34.40
Excellent	26	27.95
Good	16	17.20
Average	5	5.37
Poor	1	1.07

Feedback on 1. Teaching Standard in college



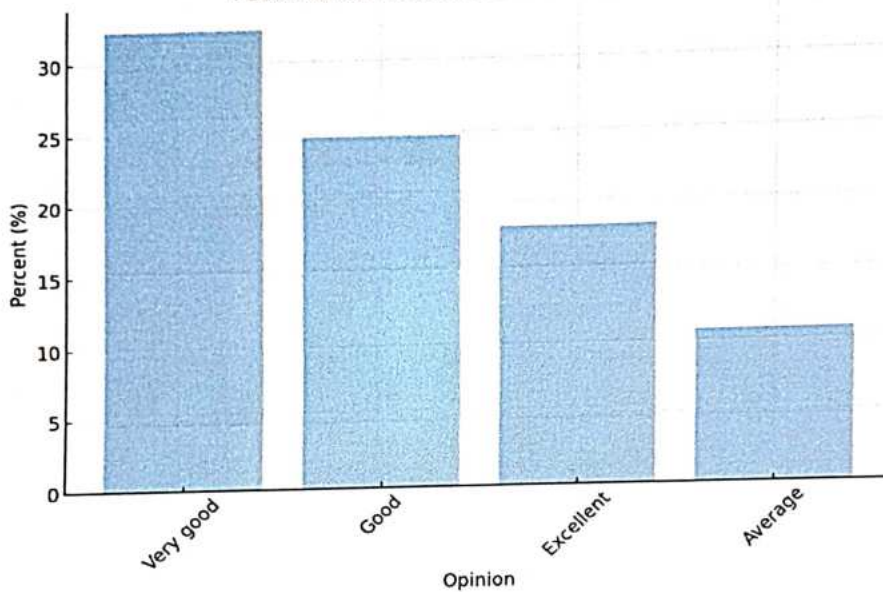
#### Interpretation

The feedback for '1. Teaching Standard in college' indicates a clear distribution of opinions among alumni. The majority feedback is Very good with 34.41%, followed by Excellent with 27.96%.

## 2. Student amenities in college

Opinion	Frequency	Percent
Very good	30	32.25
Good	23	24.73
Excellent	17	18.27
Average	10	10.75

Feedback on 2. Student amenities in college

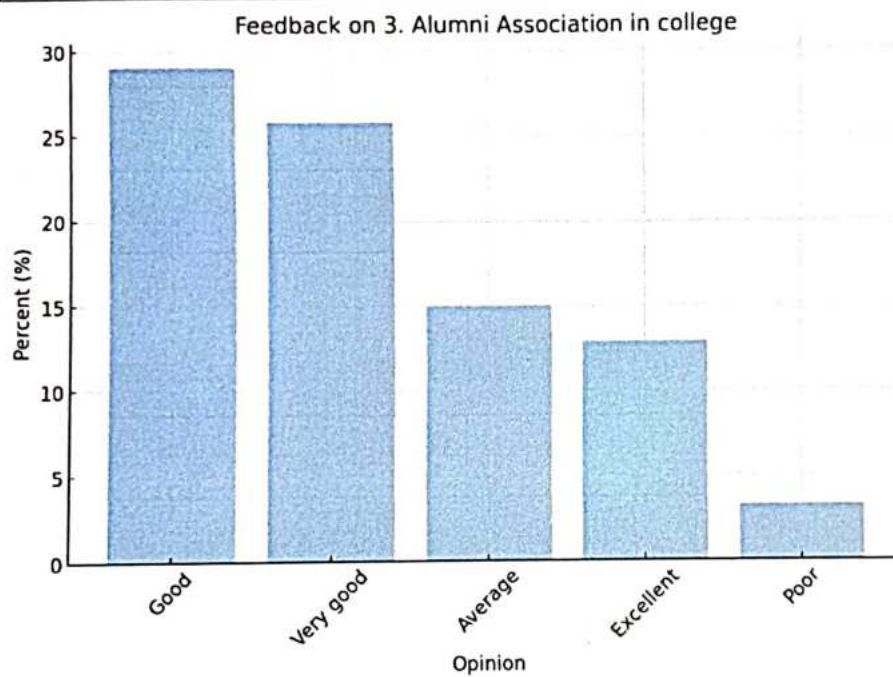


### Interpretation

The feedback for '2. Student amenities in college' indicates a clear distribution of opinions among alumni. The majority feedback is Very good with 32.26%, followed by Good with 24.73%.

### 3. Alumni Association in college

Opinion	Frequency	Percent
Good	27	29.03
Very good	24	25.80
Average	14	15.053
Excellent	12	12.90
Poor	3	3.22



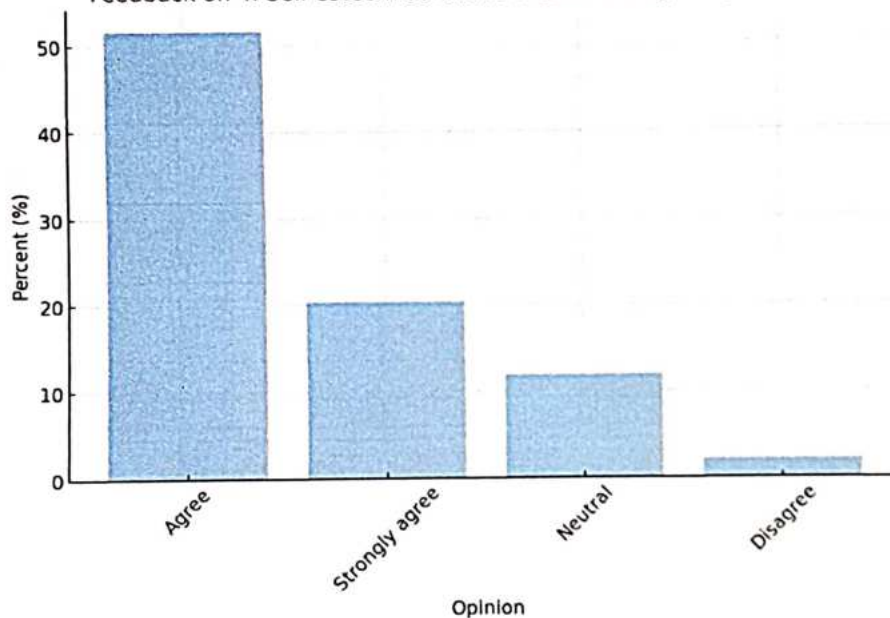
#### Interpretation

The feedback for '3. Alumni Association in college' indicates a clear distribution of opinions among alumni. The majority feedback is Good with 29.03%, followed by Very good with 25.81%.

#### 4. Self esteem as a NMSM Govt. College Kalpetta alumni

Opinion	Frequency	Percent
Agree	48	51.61
Strongly agree	19	20.43
Neutral	11	11.82
Disagree	2	2.150

Feedback on 4. Self esteem as a NMSM Govt. College Kalpetta alumni



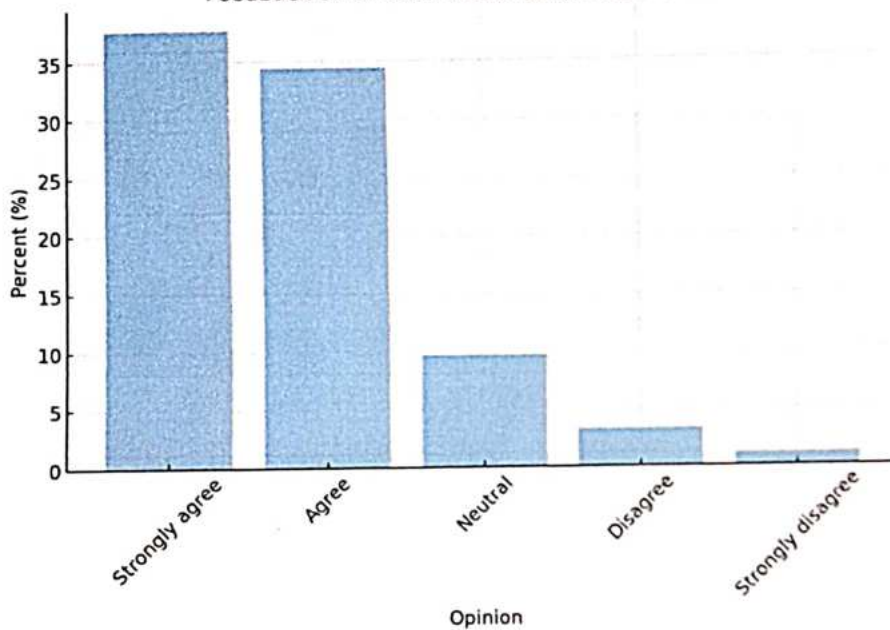
#### Interpretation

The feedback for '4. Self esteem as a NMSM Govt. College Kalpetta alumni' indicates a clear distribution of opinions among alumni. The majority feedback is Agree with 51.61%, followed by Strongly agree with 20.43%.

### 5. Good relationship with teachers

Opinion	Frequency	Percent
Strongly agree	35	37.63
Agree	32	34.40
Neutral	9	9.67
Disagree	3	3.22
Strongly disagree	1	1.07

Feedback on 5. Good relationship t with teachers



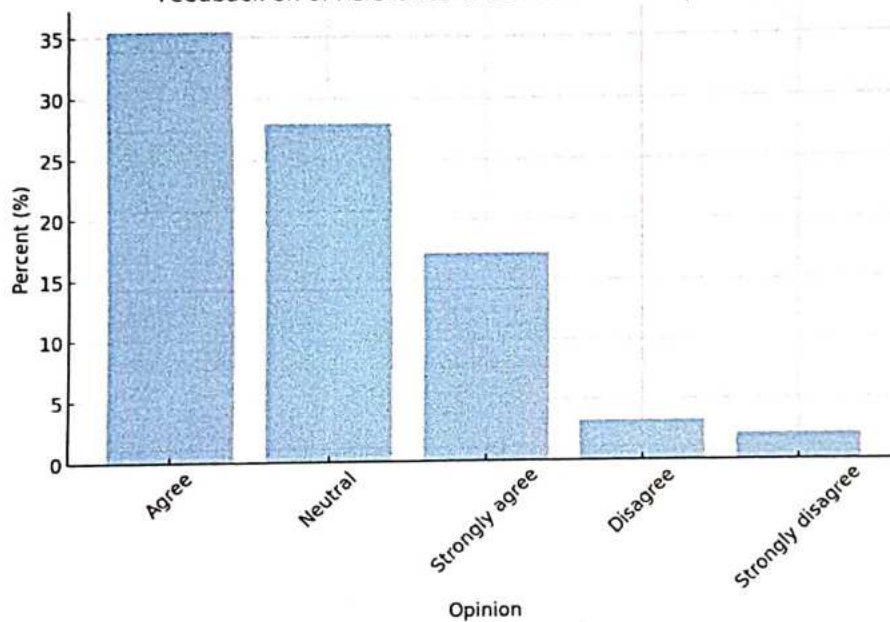
#### Interpretation

The feedback for '5. Good relationship t with teachers' indicates a clear distribution of opinions among alumni. The majority feedback is Strongly agree with 37.63%, followed by Agree with 34.41%.

### 6. Relevance of curriculum in the present job

Opinion	Frequency	Percent
Agree	33	35.48
Neutral	26	27.95
Strongly agree	16	17.20
Disagree	3	3.22
Strongly disagree	2	2.15

Feedback on 6. Relevance of curriculum in the present job



#### Interpretation

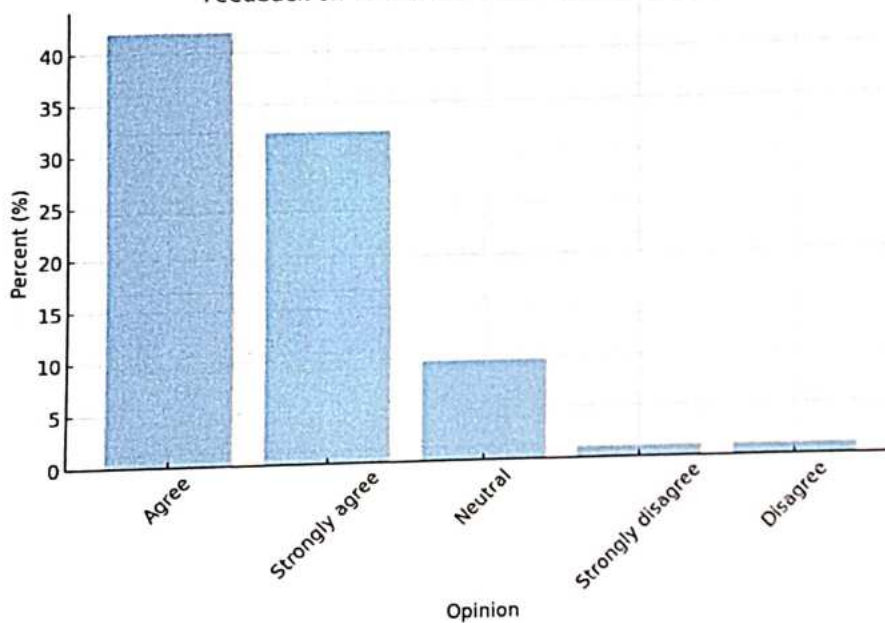
The feedback for '6. Relevance of curriculum in the present job' indicates a clear distribution of opinions among alumni. The majority feedback is Agree with 35.48%, followed by Neutral with 27.96%.



### 7. Usefulness of education in real life

Opinion	Frequency	Percent
Agree	39	41.93
Strongly agree	30	32.25
Neutral	9	9.67
Strongly disagree	1	1.075
Disagree	1	1.075

Feedback on 7. Usefulness of education in real life



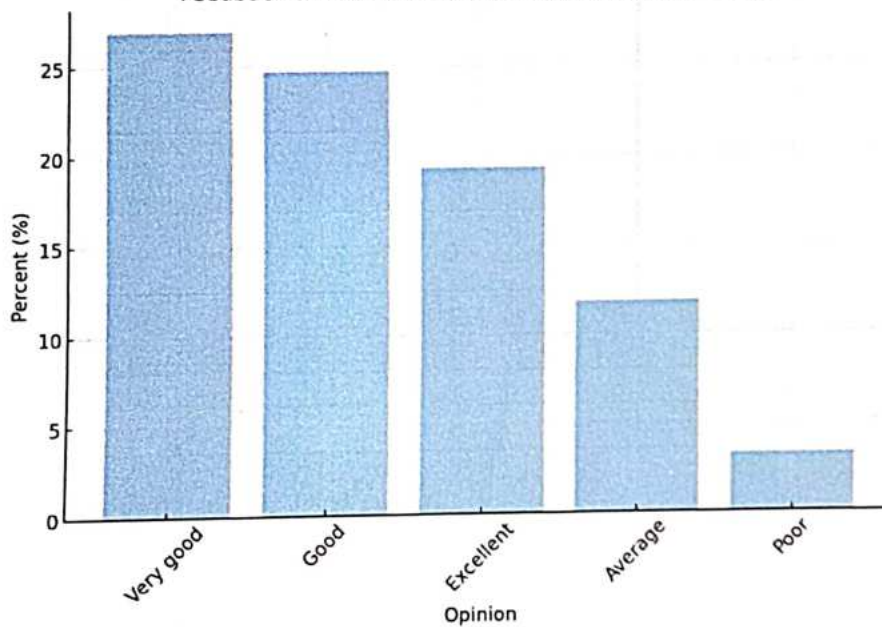
#### Interpretation

The feedback for '7. Usefulness of education in real life' indicates a clear distribution of opinions among alumni. The majority feedback is Agree with 41.94%, followed by Strongly agree with 32.26%.

### 8. Extracurricular activities in the college

Opinion	Frequency	Percent
Very good	25	26.88
Good	23	24.73
Excellent	18	19.35
Average	11	11.82
Poor	3	3.22

Feedback on 8. Extracurricular activities in the college



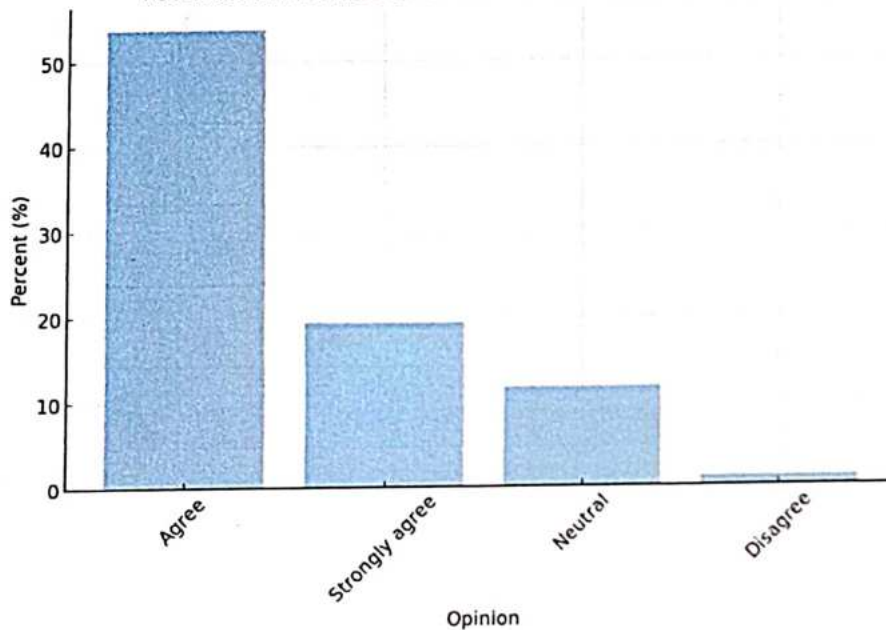
#### Interpretation

The feedback for '8. Extracurricular activities in the college' indicates a clear distribution of opinions among alumni. The majority feedback is Very good with 26.88%, followed by Good with 24.73%.

### 9. There is Value based education in the college

Opinion	Frequency	Percent
Agree	50	53.76
Strongly agree	18	19.35
Neutral	11	11.82
Disagree	1	1.07

Feedback on 9. There is Value based education in the college



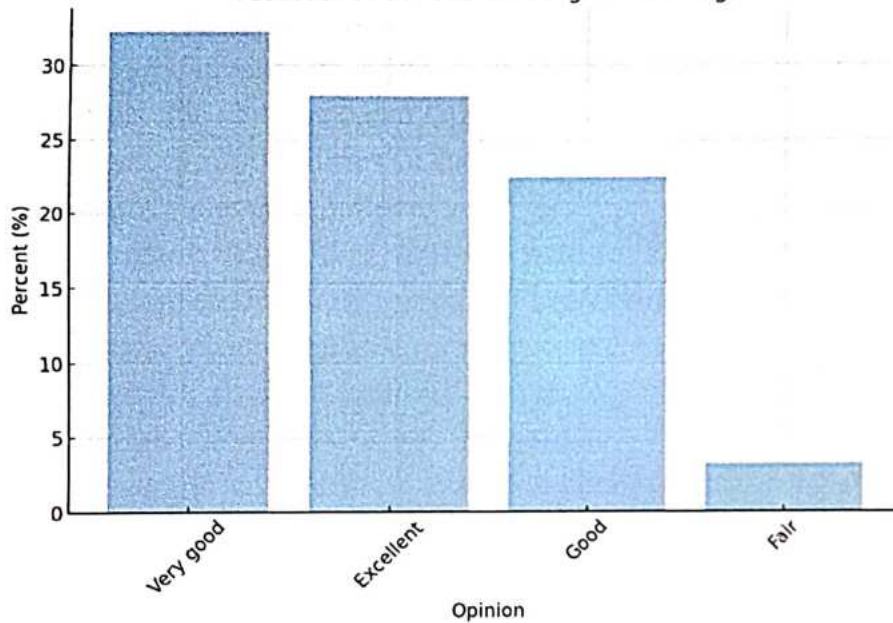
#### Interpretation

The feedback for '9. There is Value based education in the college' indicates a clear distribution of opinions among alumni. The majority feedback is Agree with 53.76%, followed by Strongly agree with 19.35%.

### 10. Overall rating of the college

Opinion	Frequency	Percent
Very good	30	32.25
Excellent	26	27.95
Good	21	22.58
Fair	3	3.22

Feedback on 10. Overall rating of the college



### Interpretation

The feedback for '10. Overall rating of the college' indicates a clear distribution of opinions among alumni. The majority feedback is Very good with 32.26%, followed by Excellent with 27.96%.

**Valuable suggestions:**

1. Provide access to various learning materials—books, online resources, and multimedia. Provide ongoing training for faculty to adopt innovative teaching methods and stay updated with the latest educational technologies.
2. conduct more job based activities like campus interview. It will be help to improve student's after educational life.
3. Give importance to extra curriculum activities.
4. Adding more books to the library would be better for the students.
5. Make Labs properly, For practical oriented courses give extra activities to get exposure in career.
6. Keep the campus clean, Upgrade technology.
7. Bring more facilities in the academic field. Organize job fairs. Allow more courses in college.
8. Improve technology, that can help to create learning experiences that engage students, increase their confidence and motivation for future.
9. Please provide projector in each and every classrooms for the better study of students. improve thee quality of playground in the college for the postive mental health of students.
10. A very good college in wayanad also need more importance for sports also especially cricket etc
11. As the only government college under Calicut University in Wayanad, the infrastructure in the campus should be increased and more courses should be made available.
12. Infrastructural facilities of computer labs and chemistry labs need to be increased"
13. According to me as a commerce alumni there should be more interesting programs like games in which students can apply their textbook knowledge practically and such games find best manager, best teacher , best Income tax Officer etc. in the commerce department .



  
PRINCIPAL  
K.S.M. GOVT. COLLEGE  
KALPETTA