


**REPORT OF FEEDBACK FROM STUDENTS**  
**ACADEMIC YEAR 2022-23**



**N.M.S.M. GOVERNMENT COLLEGE KALPETTA**



**N.M.S.M. Govt. College Kalpetta**

**Vellaramkunnu.**

**Puzhamudi P.O.**

**Kalpetta - Wayanad - 673122**

**Ph: 04936-204569**

**Website: [nmsmcollege.ac.in](http://nmsmcollege.ac.in)**

### **ANALYSIS OF FEEDBACK 2022-23**

A good feedback system in a college from its stakeholders plays a significant role in improving academic standards of students as well as performance of teachers. The college has an effective system for collecting and analysing the feedback of students, teachers, parents and alumni regarding teaching, learning process other facilities including the infrastructure. After analyzing the feedback, feedback reports are prepared. Based on the feedback reports, the college takes adequate measures to correct the limitations.

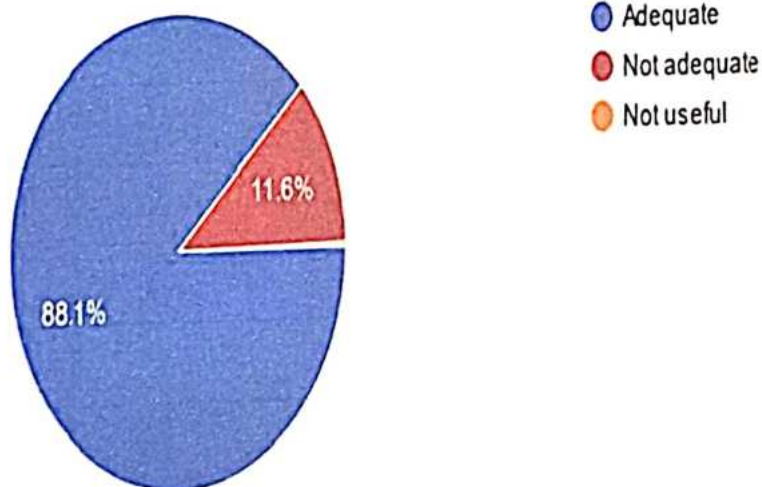
In the academic year 2022-23, feedback from were students collected by means of Google form. The analysis of the feedback survey is given below.

### FEEDBACK FROM STUDENTS

In the feedback survey, 622 students participated. The analysis of their opinions is given below.

#### 1. Course syllabus is adequate for your career growth.

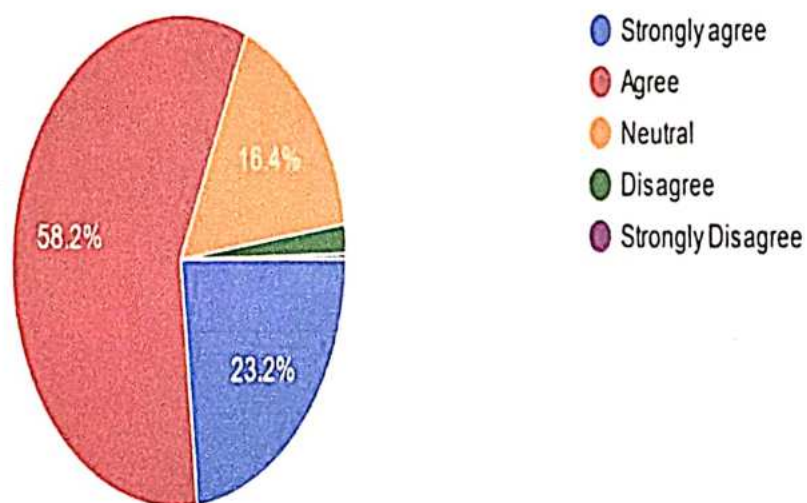
Sl.No	Opinion	Frequency	Percentage
1	Adequate	548	88.1
2	Not Adequate	72	11.6
3	Not Useful	2	0.3
<b>Total</b>		<b>622</b>	<b>100</b>



88.1 % of students say that the course syllabus is adequate for their career growth.

**2. The Course outcomes are clearly indicated.**

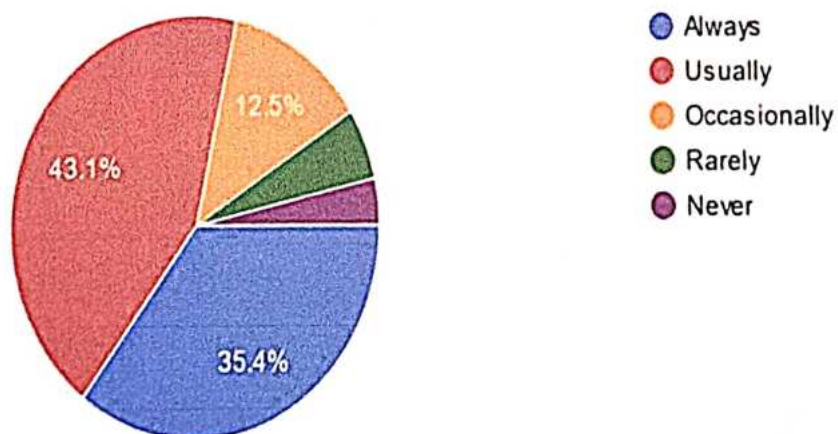
Sl.No	Opinion	Frequency	Percentage
1	Strongly	361	58.5
2	Agree	259	41.6
3	Neutral	2	0.3
4	Disagree	0	0
5	Strongly disagree	0	0
<b>Total</b>		<b>622</b>	<b>100</b>



Majority of students say that the Course outcomes are clearly indicated.

**3. The course schedule for all the courses and academic calendar was given at the beginning of the semester**

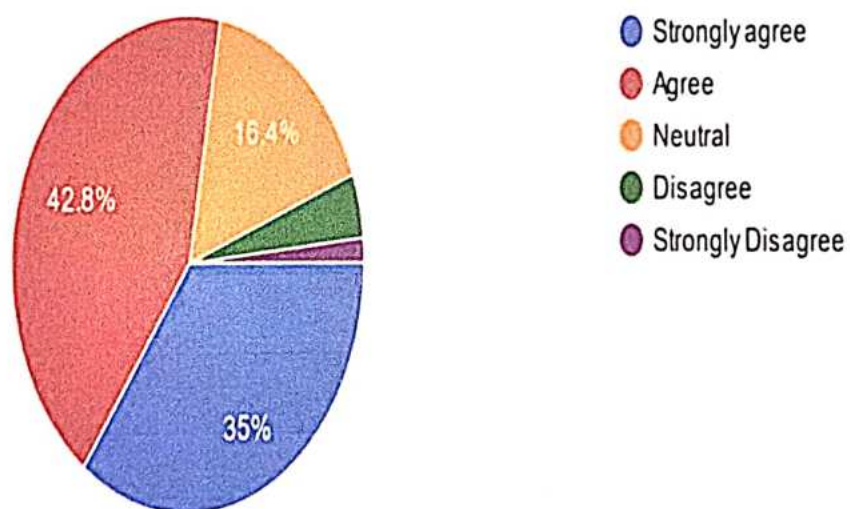
Sl.No	Opinion	Frequency	Percentage
1	Always	220	35.4
2	Usually	268	43.1
3	Occasionally	78	12.5
4	Rarely	34	5.5
5	Never	22	3.5
<b>Total</b>		<b>622</b>	<b>100</b>



78 % of students say that the course schedule for all the courses and academic calendar was always or usually given at the beginning of the semester.

**4, Internal evaluation process is fair and impartial.**

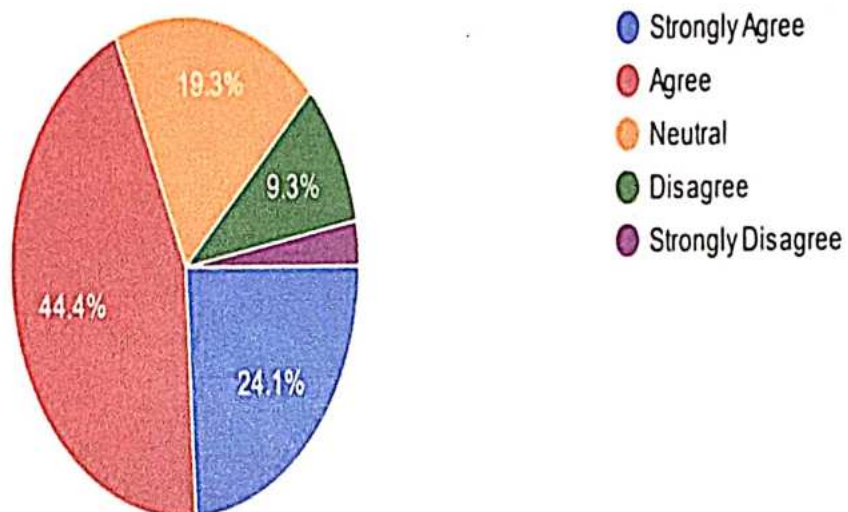
Sl.No	Opinion	Frequency	Percentage
1	Strongly agree	218	35
2	Agree	266	42.8
3	Neutral	102	16.4
4	Disagree	26	4.2
5	Strongly Disagree	10	1.6
<b>Total</b>		<b>622</b>	<b>100</b>



42.8 % of students agree and 35% of students strongly agree that internal evaluation in the college is fair and impartial.

### 5. The teachers complete the syllabus in time

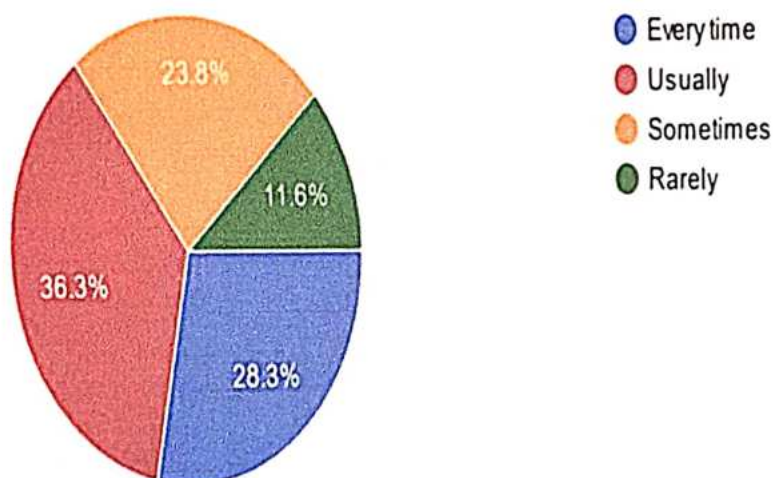
Sl.No	Opinion	Frequency	Percentage
1	Strongly agree	150	24.1
2	Agree	276	44.4
3	Neutral	120	19.3
4	Disagree	58	9.3
5	Strongly Disagree	18	2.9
<b>Total</b>		<b>622</b>	<b>100</b>



44.4 % of students agree and 24.1 % of students strongly agree that teacher completes the syllabus in time.

### 6. Teachers identify students' weakness and help you to overcome them

Sl.No	Opinion	Frequency	Percentage
1	Every time	176	28.3
2	Usually	226	36.3
3	Sometimes	148	23.8
4	Rarely	72	11.6
<b>Total</b>		<b>622</b>	<b>100</b>

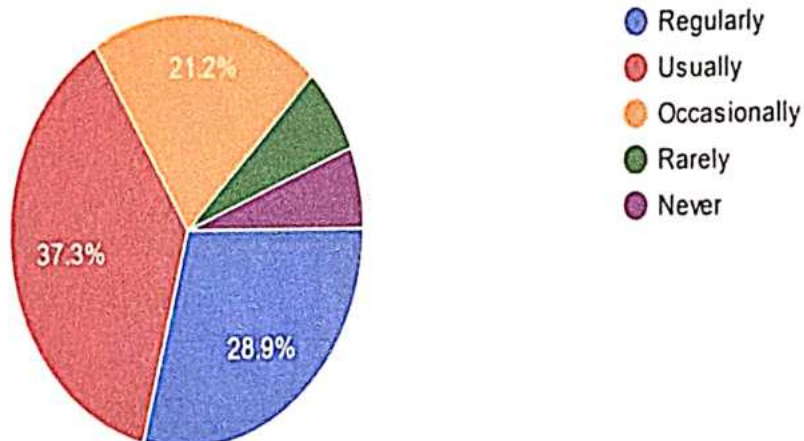


36.3 % of students agree and 28.3 % of students strongly agree that the teachers identify students' weakness and help you to overcome them.



**7. Institution offer students opportunities like seminars, internships, field visits, workshops etc.**

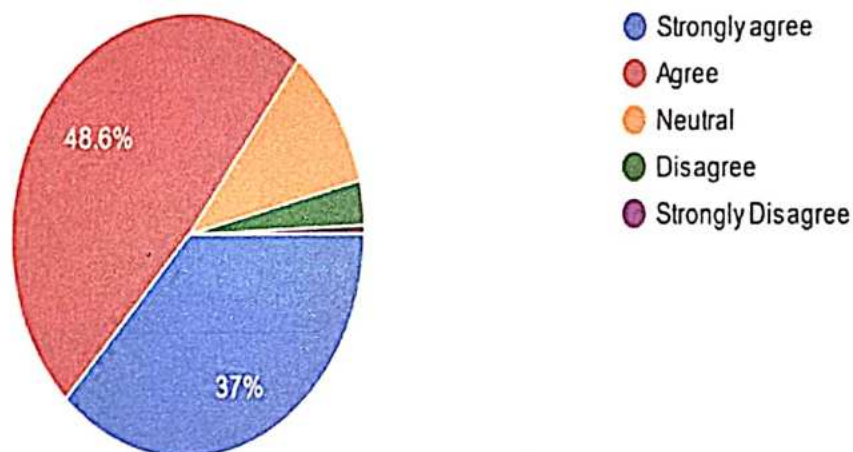
Sl.No	Opinion	Frequency	Percentage
1	Regularly	180	28.9
2	Usually	232	37.3
3	Occasionally	132	21.2
4	Rarely	40	6.4
5	Never	38	6.1
<b>Total</b>		<b>622</b>	<b>100</b>



37.3 % of students opine usually and 28.9 % of students opine regularly for the statement that the institution offer students the opportunities like seminars, internships, field visits, workshops etc

### 8. The internal tests were conducted efficiently

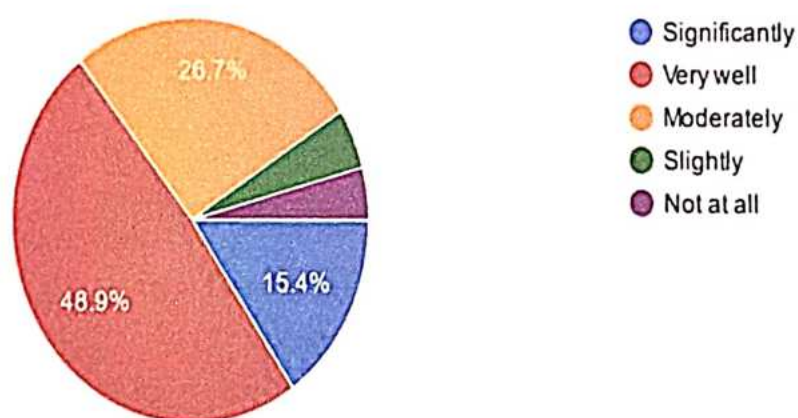
Sl.No	Opinion	Frequency	Percentage
1	Strongly agree	230	37
2	Agree	302	48.6
3	Neutral	66	10.6
4	Disagree	20	3.2
5	Strongly Disagree	4	0.6
<b>Total</b>		<b>622</b>	<b>100</b>



48.6% of students agree and 37 % of students strongly agree that internal test in the college is efficient.

**9. Mentoring in college enhance students' intellectual, social and personal skills**

Sl.No	Opinion	Frequency	Percentage
1	Significantly	96	15.4
2	Very well	304	48.9
3	Moderately	166	26.7
4	Slightly	30	4.8
5	Not at all	28	4.2
<b>Total</b>		<b>622</b>	<b>100</b>



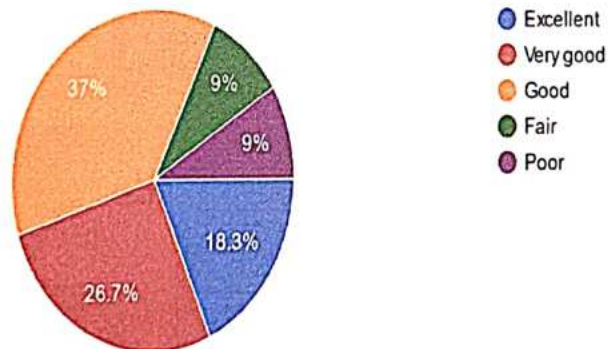
Majority of students agree that mentoring in the college enhance their intellectual, social and personal skills

**10. Facilities and opportunities the college provides for physical sports activities**

Sl.No	Opinion	Frequency	Percentage
1	Excellent	114	18.3
2	Very good	166	26.7
3	Good	230	37
4	Fair	56	9
5	Poor	56	9
<b>Total</b>		<b>622</b>	<b>100</b>

10. How do you rate the facilities and opportunities the college provides for physical sports activities?

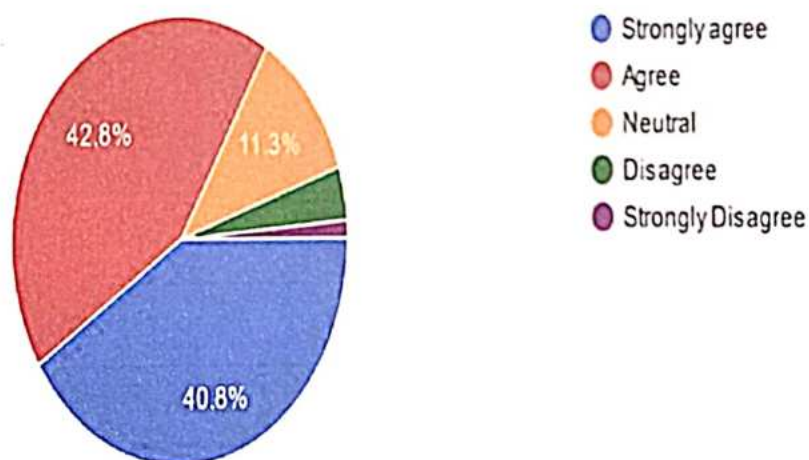
311 responses



26% of opine very good and 37% of students opine good for the statement Facilities and opportunities the college provides for physical sports activities

**11. Sufficient number of prescribed books is available in the library.**

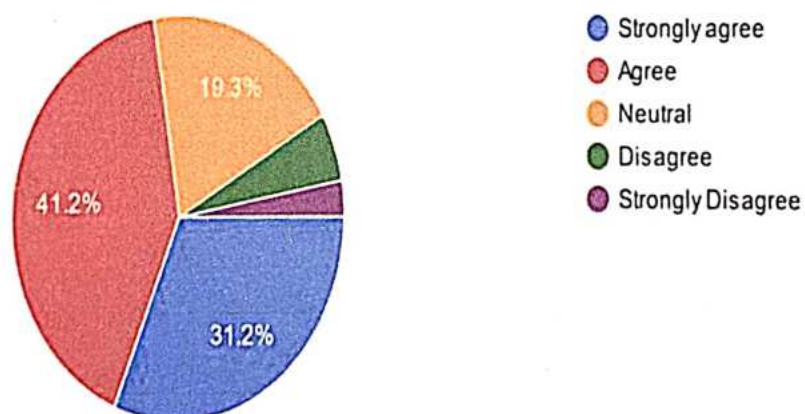
Sl.No	Opinion	Frequency	Percentage
1	Strongly agree	254	40.8
2	Agree	266	42.8
3	Neutral	70	11.3
4	Disagree	24	3.9
5	Strongly Disagree	24	3.9
<b>Total</b>		<b>622</b>	<b>100</b>



47.8 % of students agree and 40.8 % of students strongly agree that sufficient number of prescribed books is available in the library.

**12. The facilities like class rooms, toilet, auditorium, internet/ photo copier etc. are excellent.**

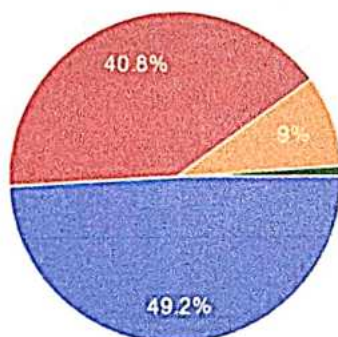
Sl.No	Opinion	Frequency	Percentage
1	Strongly agree	194	31.2
2	Agree	256	41.2
3	Neutral	120	19.3
4	Disagree	32	5.5
5	Strongly Disagree	18	2.9
<b>Total</b>		<b>622</b>	<b>100</b>



41.2 % of students agree and 31.2 % of students strongly agree that the facilities like class rooms, toilet, auditorium, internet/ photo copier etc. are excellent.

**13. The community based extension programmes carried out by the college through various wings like NSS, NCC, ED Club, Nature Club etc. are excellent.**

Sl.No	Opinion	Frequency	Percentage
1	Strongly agree	306	49.2
2	Agree	254	48
3	Neutral	56	9
4	Disagree	6	1
5	Strongly Disagree	0	0
<b>Total</b>		<b>622</b>	<b>100</b>

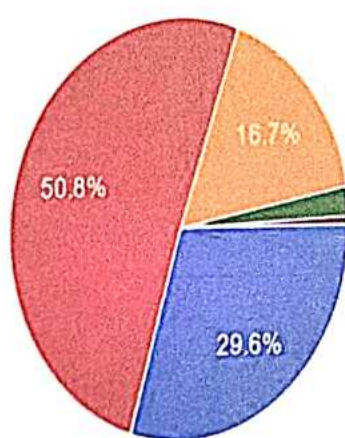


- Strongly agree
- Agree
- Neutral
- Disagree
- Strongly Disagree

40.8 % of students agree and 49.2 % of students strongly agree that community based extension programmes carried out by the college through various wings like NSS, NCC, ED Club, Nature Club etc. are excellent.

**14. Excellent rapport with teaching/ administrative staff**

Sl.No	Opinion	Frequency	Percentage
1	Strongly agree	184	29.6
2	Agree	316	50.8
3	Neutral	104	16.7
4	Disagree	14	2.3
5	Strongly Disagree	4	0.6
<b>Total</b>		<b>622</b>	<b>100</b>



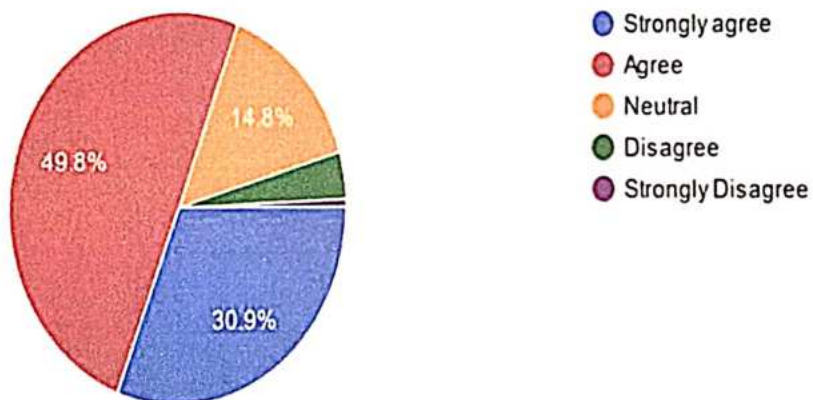
- Strongly agree
- Agree
- Neutral
- Disagree
- Strongly Disagree

50.8% of students agree and 29.6 % of students strongly agree that excellent rapport with teaching/ administrative staff



**15. Excellent learning atmosphere in the college.**

Sl.No	Opinion	Frequency	Percentage
1	Strongly agree	192	30.9
2	Agree	310	49.8
3	Neutral	92	14.8
4	Disagree	24	3.9
5	Strongly Disagree	4	0.6
<b>Total</b>		<b>622</b>	<b>100</b>



49.8 % of students agree and 30.9 % of students strongly agree that excellent learning atmosphere in the college.

**16. Students' valuable suggestion for improvement of academic atmosphere in the college**

1. College needs to improve sports facilities, college store, canteen, wifi facilities
2. College should ensure safety from dogs and monkeys
3. College needs boys hostel, more Courses like BA English, BA Malayalam, BSc Physics etc., cricket nets . Volleyball court, indoor grounds for badminton, kabadi, table tennis, etc.. more gardens to rest and for good atmosphere, swimming pool , phone charging booth, .synthetic track , scating area, .VR gaming room and Hand Dryer(in toilet)
4. College needs Digital classroom.
5. Class time should be changed from Time 9.30am to 3.30 pm
6. Timely conducting of University Examinations and results
7. College needs to improve infrastructure facilities in our college
8. College needs a healthy relationship between teachers and students
9. College needs to repair existing water purifier.
10. College needs more books in the library.
11. Need Personality development programs.
12. College needs .Good classrooms for chemistry department,, mproved lab for chemistry , .permanent teachers for chemistry and Reference books for chemistry
13. It is better to have a good road to the college.
14. A common copier facility for students. and Playground for girls.
15. College needs more focus on character development and social and communicational skills than simply sticking on to memorizing text books.
16. College needs to improve the reference materials in the library
17. It should be ensured the safety and hygiene in the college.



*PC*  
 PRINCIPAL  
 C.S.M. GOVT. COLLEGE  
 HALPETTA