

REPORT OF FEEDBACK FROM STUDENTS
ACADEMIC YEAR 2021-22



N.M.S.M. GOVERNMENT COLLEGE KALPETTA



N.M.S.M. Govt. College Kalpetta

Vellaramkunnu.

Puzhamudi P.O.

Kalpetta - Wayanad - 673122

Ph: 04936-204569

Website: nmsmcollege.ac.in

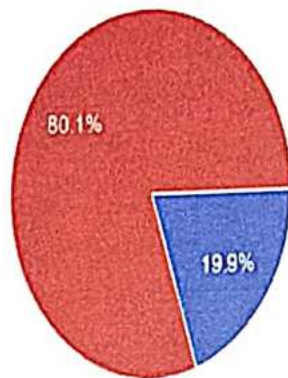
ANALYSIS OF FEEDBACK 2021-22

A good feedback system in a college from its stakeholders plays a significant role in improving academic standards of students as well as performance of teachers. The college has an effective system for collecting and analysing the feedback of students, teachers, parents and alumni regarding teaching, learning process other facilities including the infrastructure. After analyzing the feedback, feedback reports are prepared. Based on the feedback reports, the college takes adequate measures to correct the limitations.

In the academic year 2021-22, feedback from students were collected by means of Google form. The analysis of the survey is given below:

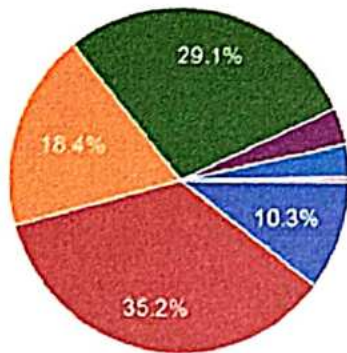
FEEDBACK FROM STUDENTS
GENDERWISE DISTRIBUTION OF THE RESPONDENTS

| Sl.No | Gender of students | Frequency | Percentage |
|-------|--------------------|------------|-------------|
| 1 | Male | 104 | 19.9% |
| 2 | Female | 418 | 80.1% |
| | Total | 522 | 100% |



DEPARTMENT WISE DISTRIBUTION OF THE RESPONDENTS

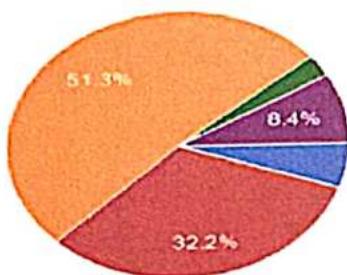
| Sl.No | Department of Students | Frequency | Percentage |
|-------|-----------------------------------|------------|-------------|
| 1 | Commerce | 54 | 1.3% |
| 2 | Economics | 184 | 35.2% |
| 3 | Journalism and mass communication | 96 | 18.4% |
| 4 | History | 152 | 29.1% |
| 5 | Computer science | 18 | 3.4% |
| 6 | Chemistry | 16 | 3.1% |
| | Total | 522 | 100% |



- Commerce
- Economics
- Journalism & Mass Communication
- History
- Computer Science
- Chemistry
- MA history

SEMESTER WISE DISTRIBUTION OF STUDENTS

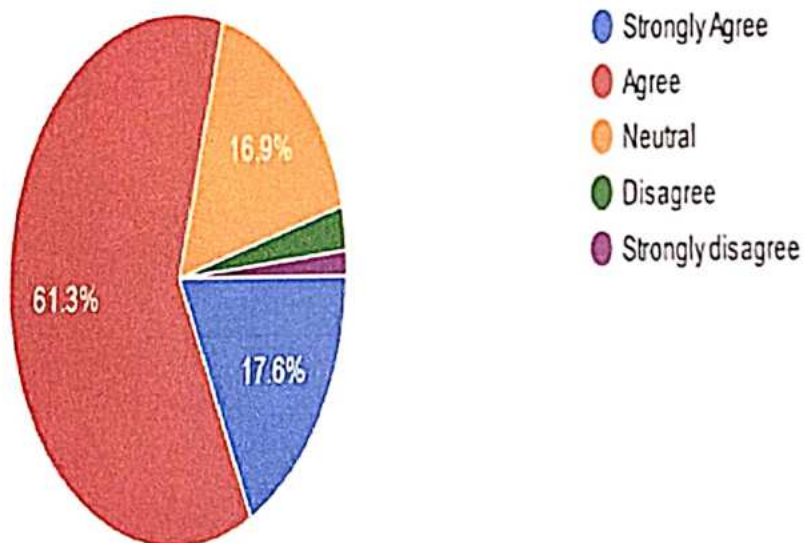
| Sl.No | Semester of students | Frequency | Percentage |
|-------|----------------------|------------|-------------|
| 1 | I & II semester UG | 28 | 5.4% |
| 2 | III & IV semester UG | 168 | 32.0% |
| 3 | V & VI semester UG | 268 | 51.3% |
| 4 | I & II semester PG | 14 | 2.7% |
| 5 | III & IV semester PG | 44 | 8.4% |
| | Total | 522 | 100% |



- UG First Year (I & II Semesters)
- UG Second Year (III & IV Semesters)
- UG Third Year (V & VI Semesters)
- PG First Year (I & II Semesters)
- PG Second Year (III & IV Semesters)

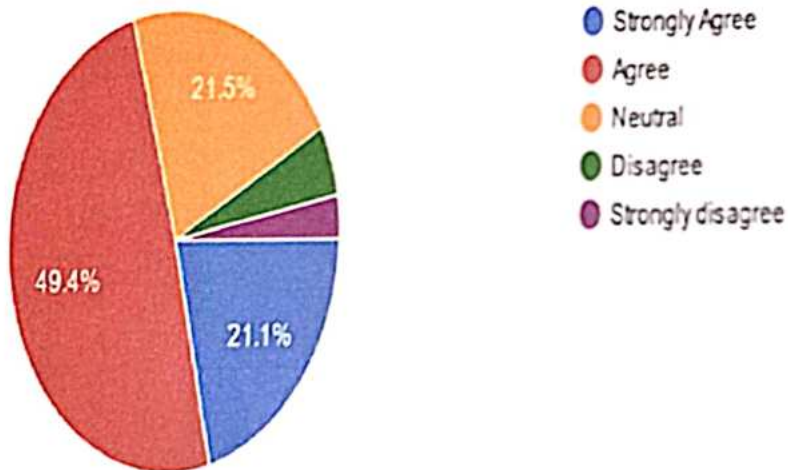
1. We have a well-structured syllabus

| Sl.No | Opinion | Frequency | Percentage |
|-------|-------------------|------------|-------------|
| 1 | Strongly agree | 92 | 17.6% |
| 2 | Agree | 320 | 61.3% |
| 3 | Neutral | 88 | 16.9% |
| 4 | Disagree | 14 | 2.7% |
| 5 | Strongly disagree | 0 | 0% |
| | Total | 522 | 100% |



2. Our Course provides job opportunities

| Sl.No | Opinion | Frequency | Percentage |
|-------|-------------------|------------|-------------|
| 1 | Strongly agree | 116 | 21.1% |
| 2 | Agree | 258 | 49.4% |
| 3 | Neutral | 112 | 21.5% |
| 4 | Disagree | 26 | 5% |
| 5 | Strongly disagree | 6 | 8.1% |
| | Total | 522 | 100% |

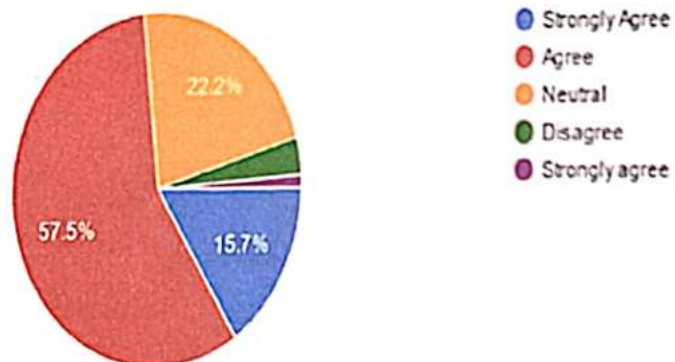


3. Our Course is value inculcating/nurturing

| Sl.No | Opinion | Frequency | Percentage |
|-------|-------------------|------------|-------------|
| 1 | Strongly agree | 82 | 15.7% |
| 2 | Agree | 300 | 57.5% |
| 3 | Neutral | 116 | 22.2% |
| 4 | Disagree | 18 | 3.4% |
| 5 | Strongly disagree | 6 | 1.1% |
| | Total | 522 | 100% |

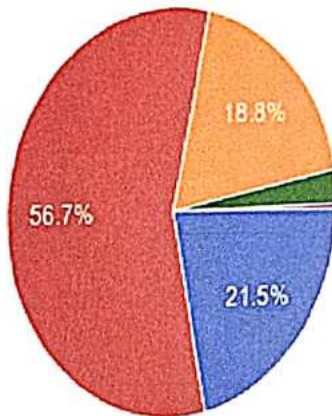
3. Our Course is value inculcating/nurturing

261 responses



4. We have progressive modules in each course

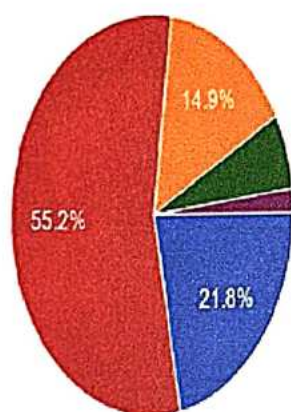
| Sl.No | Opinion | Frequency | Percentage |
|-------|-------------------|------------|-------------|
| 1 | Strongly agree | 112 | 21.5% |
| 2 | Agree | 296 | 56.7% |
| 3 | Neutral | 98 | 18.8% |
| 4 | Disagree | 14 | 2.7 |
| 5 | Strongly disagree | 2 | 0.2% |
| | Total | 522 | 100% |



- Strongly Agree
- Agree
- Neutral
- Disagree
- Strongly disagree

5. I am satisfied with the content of the course

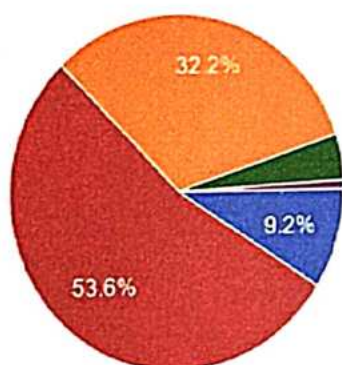
| Sl.No | Opinion | Frequency | Percentage |
|-------|-------------------|------------|-------------|
| 1 | Strongly agree | 114 | 21.8% |
| 2 | Agree | 288 | 55.2% |
| 3 | Neutral | 78 | 14.9% |
| 4 | Disagree | 32 | 6.1 |
| 5 | Strongly disagree | 10 | 1.9% |
| | Total | 522 | 100% |



- Strongly Agree
- Agree
- Neutral
- Disagree
- Strongly disagree

6. Our course has Interdisciplinary links

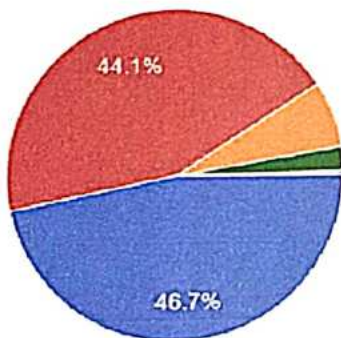
| Sl.No | Opinion | Frequency | Percentage |
|-------|-------------------|------------|-------------|
| 1 | Strongly agree | 48 | 9.2% |
| 2 | Agree | 280 | 53.6% |
| 3 | Neutral | 168 | 32.5% |
| 4 | Disagree | 22 | 4.2% |
| 5 | Strongly disagree | 4 | 0.8% |
| | Total | 522 | 100% |



- Strongly Agree
- Agree
- Neutral
- Disagree
- Strongly disagree

7. We have experienced and qualified teachers

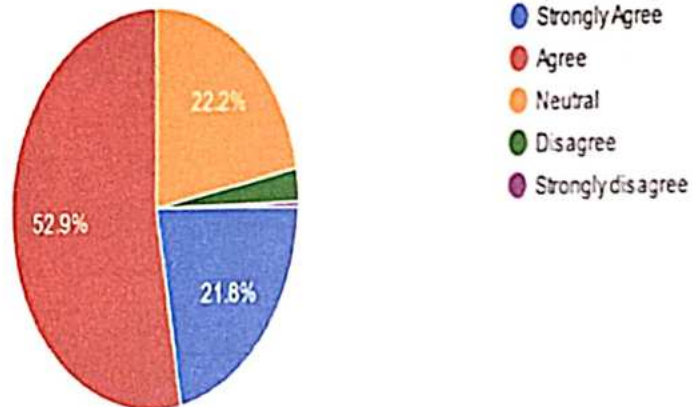
| Sl.No | Opinion | Frequency | Percentage |
|-------|-------------------|------------|-------------|
| 1 | Strongly agree | 244 | 46.7% |
| 2 | Agree | 230 | 44.15% |
| 3 | Neutral | 34 | 6.5% |
| 4 | Disagree | 12 | 2.3% |
| 5 | Strongly disagree | 2 | 0.4% |
| | Total | 522 | 100% |



- Strongly Agree
- Agree
- Neutral
- Disagree
- Strongly disagree

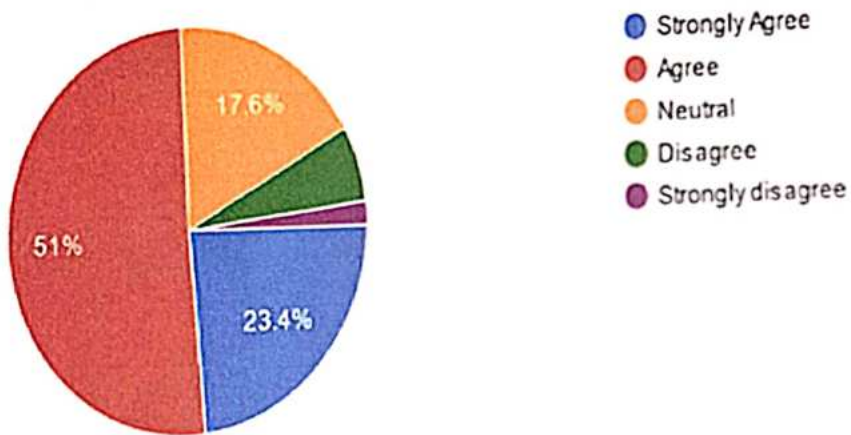
8. We have the flexibility to choose value-added courses

| Sl.No | Opinion | Frequency | Percentage |
|-------|-------------------|------------|-------------|
| 1 | Strongly agree | 114 | 21.8 |
| 2 | Agree | 276 | 52.9% |
| 3 | Neutral | 116 | 22.2% |
| 4 | Disagree | 14 | 2.7% |
| 5 | Strongly disagree | 2 | 0.4% |
| | Total | 522 | 100% |



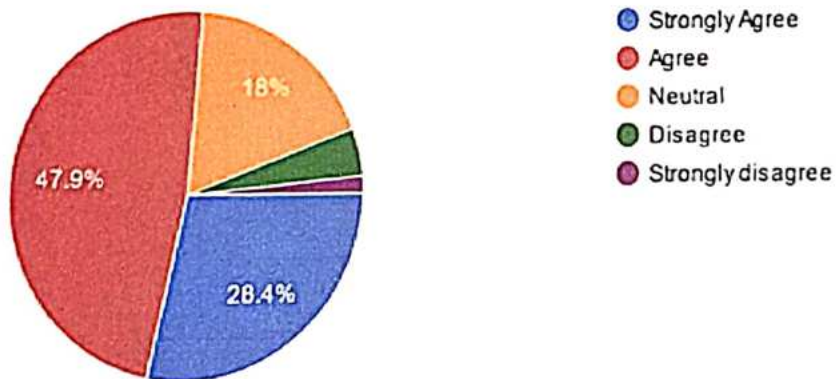
9. Our internal evaluation process is fair

| Sl.No | Opinion | Frequency | Percentage |
|-------|-------------------|------------|-------------|
| 1 | Strongly agree | 122 | 23.4% |
| 2 | Agree | 266 | 51% |
| 3 | Neutral | 92 | 17.6% |
| 4 | Disagree | 32 | 6.1% |
| 5 | Strongly disagree | 10 | 1.9% |
| | Total | 522 | 100% |



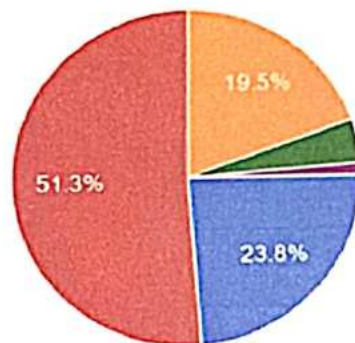
10. We have a good learning environment

| Sl.No | Opinion | Frequency | Percentage |
|-------|-------------------|------------|-------------|
| 1 | Strongly agree | 148 | 28.4% |
| 2 | Agree | 250 | 47.9% |
| 3 | Neutral | 94 | 18% |
| 4 | Disagree | 22 | 4.2% |
| 5 | Strongly disagree | 8 | 1.50% |
| | Total | 522 | 100% |



11. Our institute takes an active interest in promoting learning

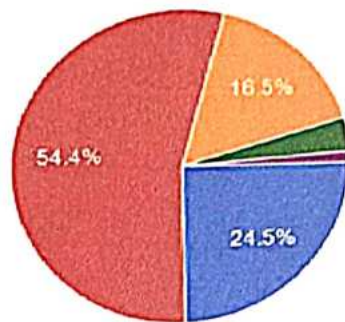
| Sl.No | Opinion | Frequency | Percentage |
|-------|-------------------|------------|-------------|
| 1 | Strongly agree | 124 | 23.8% |
| 2 | Agree | 268 | 51.3% |
| 3 | Neutral | 102 | 19.5% |
| 4 | Disagree | 22 | 4.2% |
| 5 | Strongly disagree | 6 | 1.1% |
| | Total | 522 | 100% |



- Strongly Agree
- Agree
- Neutral
- Disagree
- Strongly disagree

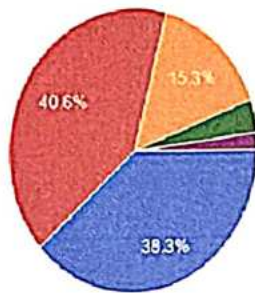
12. Our college promotes social/communal harmony

| Sl.No | Opinion | Frequency | Percentage |
|-------|-------------------|------------|-------------|
| 1 | Strongly agree | 128 | 24.5% |
| 2 | Agree | 288 | 54.4% |
| 3 | Neutral | 86 | 16.5% |
| 4 | Disagree | 18 | 3.4 |
| 5 | Strongly disagree | 6 | 1.9% |
| | Total | 522 | 100% |



13. We maintain a healthy teacher-student relationship

| Sl.No | Opinion | Frequency | Percentage |
|-------|-------------------|------------|-------------|
| 1 | Strongly agree | 200 | 38.3% |
| 2 | Agree | 212 | 40.6% |
| 3 | Neutral | 80 | 15.3% |
| 4 | Disagree | 20 | 3.8 |
| 5 | Strongly disagree | 10 | 1.9% |
| | Total | 522 | 100% |

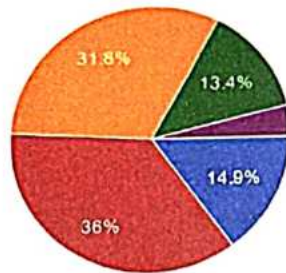


- Strongly Agree
- Agree
- Neutral
- Disagree
- Strongly disagree

14. Online mode of teaching is an effective alternative for physical class room transaction

| Sl.No | Opinion | Frequency | Percentage |
|-------|-------------------|------------|-------------|
| 1 | Strongly agree | 88 | 14.9% |
| 2 | Agree | 188 | 36% |
| 3 | Neutral | 166 | 31.8% |
| 4 | Disagree | 70 | 13.4% |
| 5 | Strongly disagree | 20 | 3.8% |
| | Total | 522 | 100% |

14. Online mode of teaching is an effective alternative for physical class room transaction
261 responses



- Strongly Agree
- Agree
- Neutral
- Disagree
- Strongly disagree

lc
PRINCIPAL
M.S.S. GOVT. COLLEGE
HALPETTA

