


## REPORT OF FEEDBACK FROM TEACHERS

ACADEMIC YEAR 2022-23



## N.M.S.M. GOVERNMENT COLLEGE KALPETTA



**N.M.S.M. Govt. College Kalpetta**

**Vellaramkunnu.**

**Puzhamudi P.O.**

**Kalpetta - Wayanad - 673122**

**Ph: 04936-204569**

**Website: [nmsmcollege.ac.in](http://nmsmcollege.ac.in)**

### **ANALYSIS OF FEEDBACK 2022-23**

A good feedback system in a college from its stakeholders plays a significant role in improving academic standards of students as well as performance of teachers. The college has an effective system for collecting and analysing the feedback of students, teachers, parents and alumni regarding teaching, learning process other facilities including the infrastructure. After analyzing the feedback, feedback reports are prepared. Based on the feedback reports, the college takes adequate measures to correct the limitations.

In the academic year 2022-23, feedback from teachers were collected by means of Google form. The analysis of the survey is given below:

## TEACHERS' FEEDBACK 2022-23

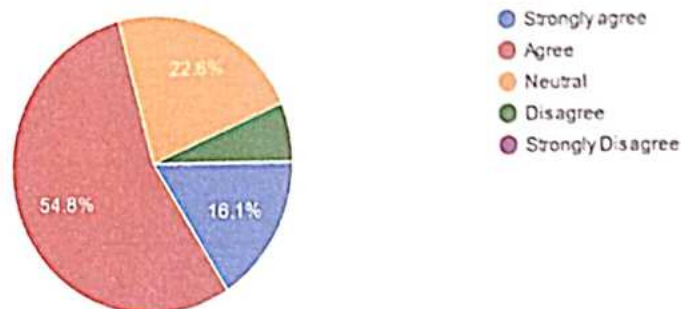
In the feedback survey, 31 teachers in the college participated. The analysis of their opinions is given below.

### 1. Suitable syllabus to the course

Sl.No	Opinion	Frequency	Percentage
1	Strongly agree	5	16.1
2	Agree	17	54.8
3	Neutral	7	22.6
4	Disagree	2	6.5
5	Strongly Disagree	0	0
<b>Total</b>		<b>31</b>	<b>100</b>

#### 1. Suitable syllabus to the course

31 responses



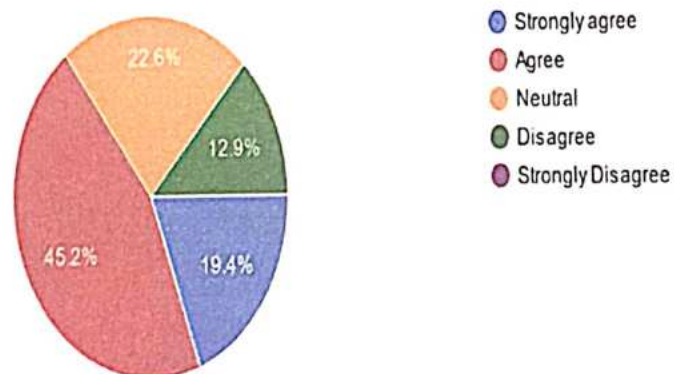
54.8 % of teachers agree and 22.6% of teachers are neutral to the opinion "there is suitable syllabus to the courses"

## 2. Need based syllabus

Sl.No	Opinion	Frequency	Percentage
1	Strongly agree	6	19.4
2	Agree	14	45.2
3	Neutral	7	22.6
4	Disagree	4	12
5	Strongly Disagree	0	0
<b>Total</b>		<b>31</b>	<b>100</b>

### 2. Need based syllabus

31 responses



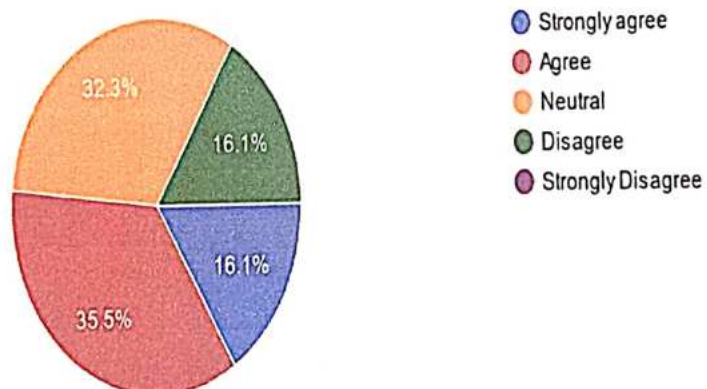
45.2 % of teachers agree and 22.6 % of teachers strongly agree that there is need based syllabus to courses

### 3. Employability of curriculum

Sl.No	Opinion	Frequency	Percentage
1	Strongly agree	5	16.1
2	Agree	11	35.5
3	Neutral	10	32.3
4	Disagree	5	16.1
5	Strongly Disagree	0	0
<b>Total</b>		<b>31</b>	<b>100</b>

#### 3. Employability of curriculum

31 responses



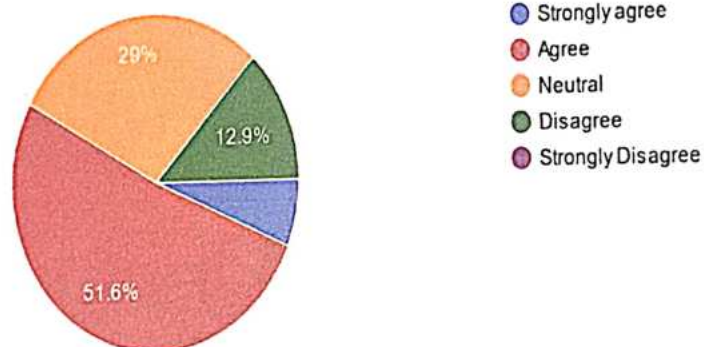
35.5 % of teachers agree and 32 % of teachers neutral for the statement that there is employability of curriculum

#### 4. Learner centric Curriculum

Sl.No	Opinion	Frequency	Percentage
1	Strongly agree	2	6.5
2	Agree	16	51.6
3	Neutral	9	29
4	Disagree	4	12.9
5	Strongly Disagree	0	0
<b>Total</b>		<b>31</b>	<b>100</b>

#### 4. Learner centric Curriculum

31 responses

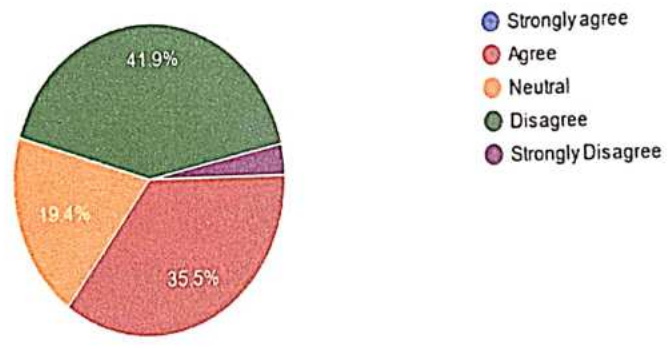


51.6 % of teachers agree and 12.9 % of teachers strongly agree that there is learner centric Curriculum

**5. Time bound manageability of the syllabus**

Sl.No	Opinion	Frequency	Percentage
1	Strongly agree		
2	Agree	11	35.5
3	Neutral	6	19.4
4	Disagree	13	41.9
5	Strongly Disagree	1	3.2
<b>Total</b>		<b>31</b>	<b>100</b>

5. Time bound manageability of the syllabus  
31 responses



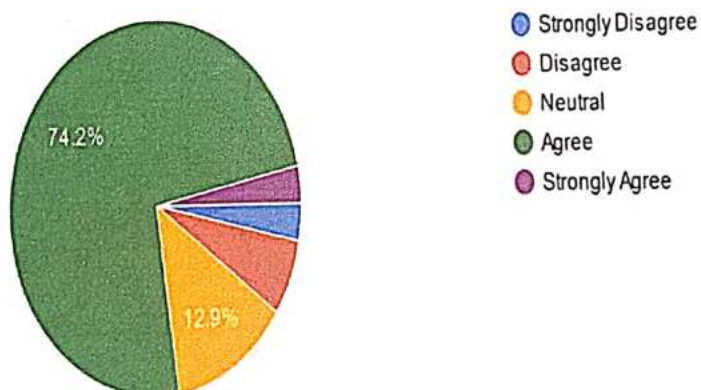
35.5 % of teachers agree and 41.9 % of teachers strongly agree that there is time bound manageability of the syllabus

### 6. Freedom to adopt new techniques of teaching

Sl.No	Opinion	Frequency	Percentage
1	Strongly agree	1	3.2
2	Agree	23	74.2
3	Neutral	4	12.9
4	Disagree	2	6.5
5	Strongly Disagree	1	3.2
<b>Total</b>		<b>31</b>	<b>100</b>

6. Freedom to adopt new techniques of teaching.

31 responses



74 % of teachers agree that there is freedom to adopt new techniques of teaching.



**7.Availability of sufficient numbers of prescribed books in the library.**

Sl.No	Opinion	Frequency	Percentage
1	Strongly agree	6	19
2	Agree	19	61.3
3	Neutral	4	12.9
4	Disagree	2	6.5
5	Strongly Disagree	6	19.4
<b>Total</b>		<b>31</b>	<b>100</b>

7.Availability of sufficient numbers of prescribed books in the library.

31 responses



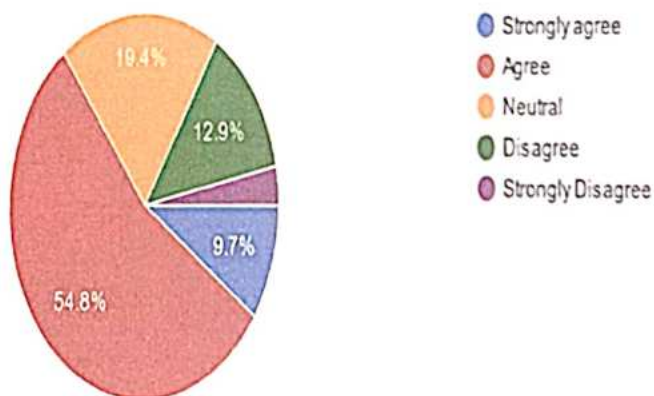
61.3 % of teachers agree and 19.4 % of teachers strongly agree that there is Availability of sufficient numbers of prescribed books in the library.

**8. Facilities like class rooms, toilet, auditorium, internet/ photo copier etc.**

Sl.No	Opinion	Frequency	Percentage
1	Strongly agree	3	9.7
2	Agree	17	54.8
3	Neutral	6	19.4
4	Disagree	4	12.9
5	Strongly Disagree	1	3.2
<b>Total</b>		<b>31</b>	<b>100</b>

8. Facilities like class rooms, toilet, auditorium, internet/ photo copier etc.

31 responses



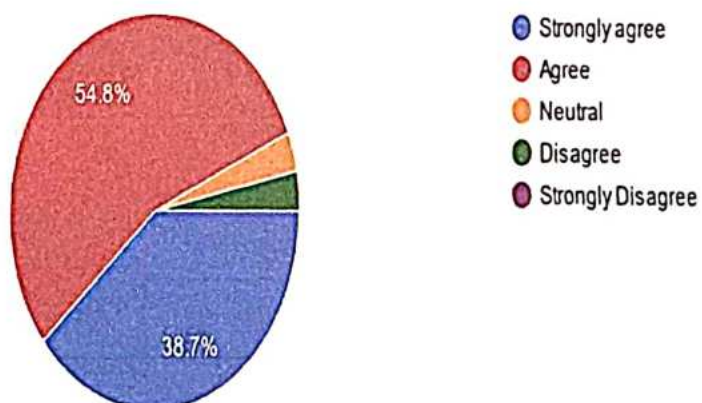
54.8 % of teachers agree that there is facilities like class rooms, toilet, auditorium, internet/ photo copier etc in the college.

### 9. Teacher friendly administration

Sl.No	Opinion	Frequency	Percentage
1	Strongly agree	12	38.7
2	Agree	17	54.8
3	Neutral	1	3.2
4	Disagree	1	3.2
5	Strongly Disagree	0	0
<b>Total</b>		<b>31</b>	<b>100</b>

#### 9. Teacher friendly administration

31 responses



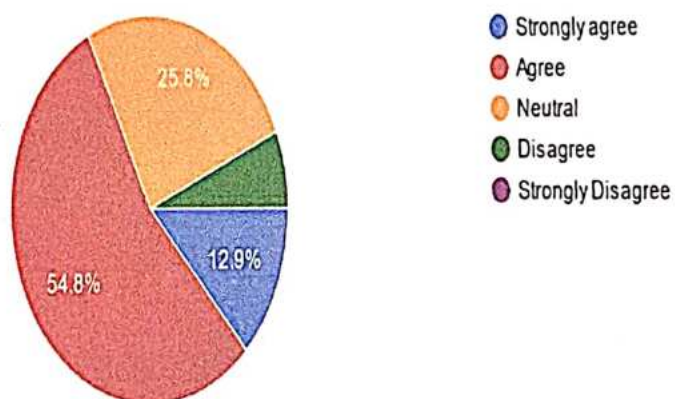
54.8% of teachers agree and 38.7 % of teachers strongly agree that there is Teacher friendly administration

### 10.Excellent learning atmosphere in the college

Sl.No	Opinion	Frequency	Percentage
1	Strongly agree	4	12.9
2	Agree	17	54.8
3	Neutral	8	25.8
4	Disagree	2	6.5
5	Strongly Disagree	0	0
<b>Total</b>		<b>31</b>	<b>100</b>

10.Excellent learning atmosphere in the college.

31 responses



54.8% of teachers agree and 12.9 % of teachers strongly agree that the college has excellent learning atmosphere

## 11. Teachers' suggestion for improvement of academic atmosphere in the college

1. The college needs good transport facilities, More seats in hostel, Improved Sports facilities, Fully furnished a/v production studio... etc
2. The college needs more academic activities and outreach programmes.
3. The college has requirements of all departments should be met with on urgent bases, teachers' attitude towards students must improve, all departments should become student friendly
4. The college needs more facilities and equipment to train students in media and allied areas
5. Reduce the number of valuation camps by combining two semesters and ensure extra curricular activities in extra time
6. The PG departments of the college should organise atleast a conference every academic year. Also there should be workshops and seminars by eminent resource persons from other universities and colleges.
7. The college has to improve infrastructure facilities.



*Handwritten signature*  
PRINCIPAL  
PUZHINATTU GOVT. COLLEGE  
PUZHINATTU