



Registration Manual for Students



YIP^{5.0} STEPS



Pre Registration

Ideator Registration



Group Formation



Voice of Stakeholder Training



Quiz

Stakeholder Survey



Idea Submission

Steps to be
completed by
students

Step1

Registration of Students – Phase 1

www.yip.kerala.gov.in

Click “YIP 5.0 Student Registration”

Please enter the information after clicking on the link provided above

The registration can be completed using the OTP that has come to the mobile number.

Name

ATHUL SAJI

Email-Id

Confirm Email-Id

.....

District (Please select the district of your Institution) *

Thrissur

Mobile No

Submit

Cancel

Step 2

Second phase of registration of students

Photo and ID card are required in this registration..

The screenshot displays the 'IDEATOR REGISTRATION' form. The 'SELECT INSTITUTION' section includes a 'District' dropdown set to 'Thirissur' and an 'Institution' dropdown set to 'Poomala HSS -Pincode-680581'. A green message states: 'If the Institution doesn't exist in above list, Please go for New Institution Request -> New Institution Request'. The 'ADD IDEATOR DETAILS' section contains the following fields: 'Name' (ATHUL SAJI), 'Email', 'Mobile', 'Gender' (Male), 'DOB' (01/01/2012), 'Category' (Others), 'Institution Category' (Higher Secondary), 'Year/Sem/Class' (11), 'Department/Division' (Science), and 'Type of Proof' (Identity card). There are two upload sections: 'Id Card Upload' with a file named 'ID-06.jpg' and 'Photo Upload' with a file named 'ATHULSAJI.jpg'. At the bottom right, there are 'Save draft', 'Submit', and 'Cancel' buttons, along with a gear icon.

The second phase has to be completed by logging in using the username and password obtained after the first phase of registration.

Aadhaar card, College ID and other government approved IDs can be used as ID card (File Size below 1MB)

The MENU > on the left
can see the entered information by clicking on idea > Profile Completion

:: MENU ::

- IDEA 2022** ^
- Profile Completion
- VoS Module v
- Quiz v
- Group Formation v
- Problemshef v
- Idea Submission v
- Certificate v

SELECT INSTITUTION

District * **Institution** (Complete Registration and Idea Submission is now open for School Students only) *

Thrissur Poomala HSS -Pincode-680581

If the Institution doesn't exist in above list, Please go for New Institution Request -> [New Institution Request](#)

ADD IDEATOR DETAILS

Name *(As per your elementary school certificate) Email Mobile

ATHUL SAJI

Gender * DOB * Category * Institution Category *

Male 01/01/2012 Others Higher Secondary

Year/Sem/Class * Department/Division * Type of Proof *

11 Science Identity card





Id Card Upload *  (Id Card with front side and Back side)  [Click here to view](#)

Photo Upload *  (Max-size: 2 MB)  [Click here to view](#)

[Next step >>](#)

Step 3

Voice of Stake Holder - Video

- Select the language of the video to participate in the quiz (Mal & Eng is available)
- Questions in the quiz will be available by clicking on Next Step after watching the video

VOS MODULE

Choose a Language

Malayalam



Next step ▶▶

Step3

Participate in Quiz

Tick the correct answer and click next

Question#1

09M : 51S

Vos ശ്രവിച്ചതിന് ശേഷം സെന്റ്സ്ബറി അവരുടെ ഉൽപ്പന്നത്തിൽ എന്ത് മാറ്റമാണ് വരുത്തിയത്?

- A) ഉൽപ്പന്നത്തിന്റെ സവിശേഷത
- B) ഉൽപ്പന്നത്തിന്റെ പേര്
- C) ഉൽപ്പന്നത്തിന്റെ വില
- D) മുകളിൽ കൊടുത്തിരിക്കുന്നവയൊന്നുമല്ല

Next

Step 4 Download VoS Workbook

Download the VoS workbook. Prepare the survey report on this model and upload it at the time of submitting the idea.(Required Min 07 Mark)

IDEA 2022

Profile Completion

VoS Module

Quiz

Group Formation

Problemshef

Idea Submission

Certificate

QUIZ RESULTS

Total Questions : 10

Answered : 10

Your Score : 7

Result : Nice work! You passed the quiz

INSTRUCTIONS

Please prepare the vos survey report as per the playbook and upload at the time of Idea Submission

[VoS_Workbook\(English\)](#)

നിർദ്ദേശങ്ങൾ

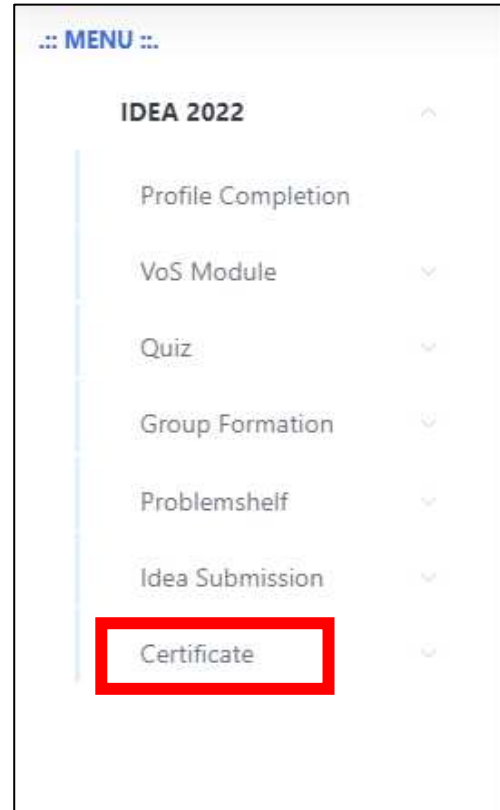
പ്ലേബുക്ക് അനുസരിച്ച് VoS സർവ്വേ റിപ്പോർട്ട് തയ്യാറാക്കി ഐഡിയ സമർപ്പിക്കുന്ന സമയത്ത് അപ്ലോഡ് ചെയ്യുക

[VoS_Workbook\(Malayalam\)](#)

Next step >>

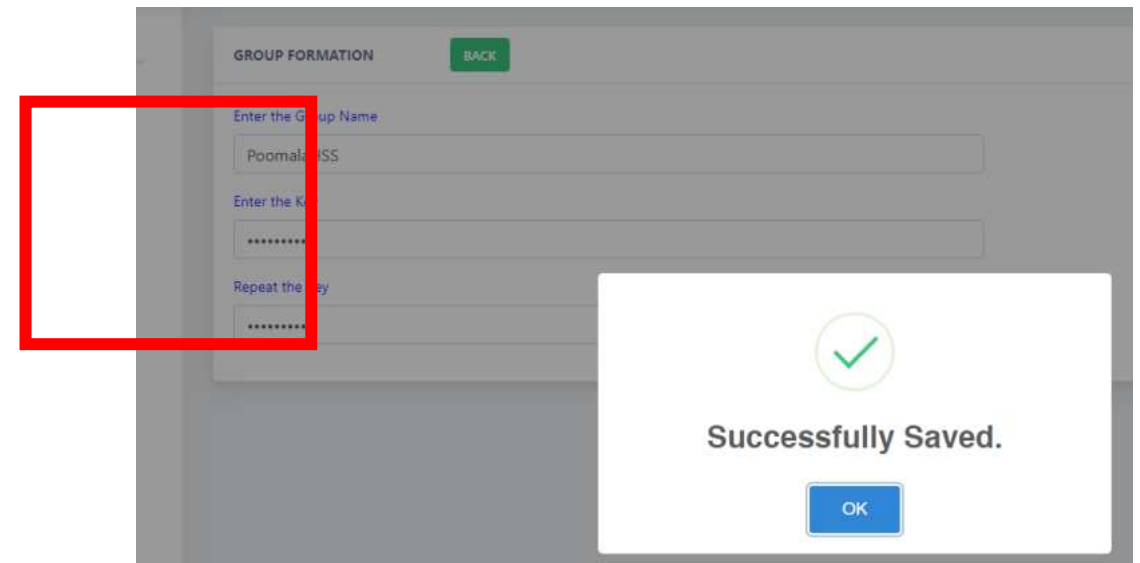
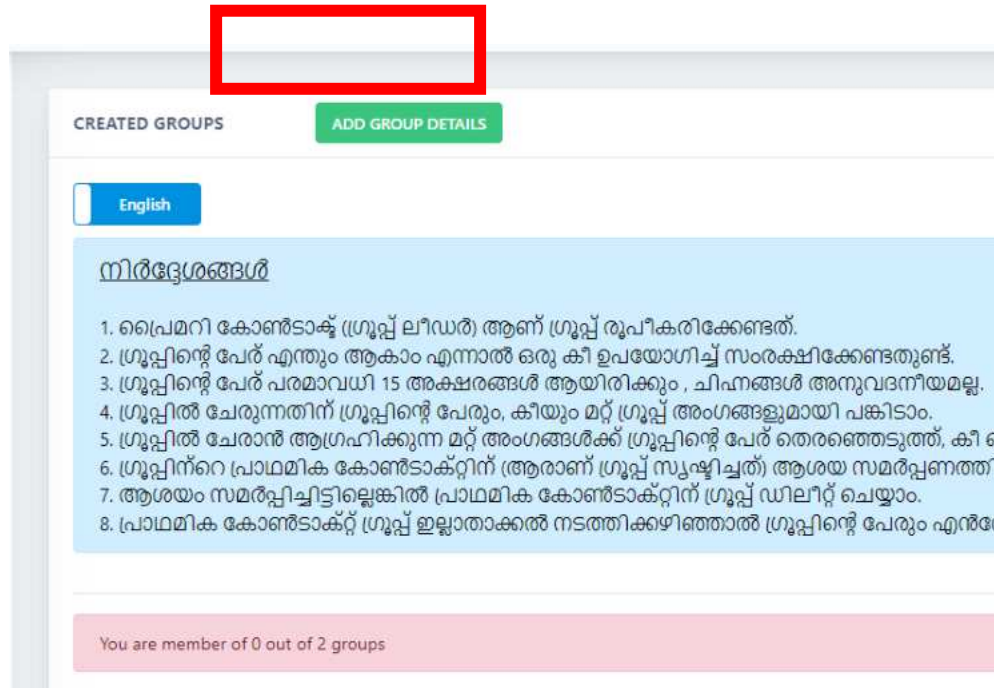
Step 5 Download Certificate - Quiz

The certificate can be downloaded and taken



Step 6 Group Creation by Leader

The YIP is to be attended by a group of two or three students, the group leader, and create a new group. Enter the Key is the password. It should be shared with other members, and they must complete the same process and join the group using the password provided by the group leader



Step

7

Group Joining

The group created by the group leader can be seen when the other group members complete the registration. Join this group using the password shared by the leader

Each Ideator can create Two groups and submit Two Ideas

Sl.No	Group Name	Total Members Count
-------	------------	---------------------

Show 10 entries

Search By Group Name

Sl.No	Group Name	Members Count	Action
1	PoomalaHSS	1/4	Join Group

Showing 1 to 1 of 1 entries

Prev

Next step >>

JOIN GROUP

Group Name

PoomalaHSS

Enter the Key

••••••••

Submit

Sl.No	Group Name	Total Members Count
1	PoomalaHSS	2

Show 10 entries

Search By Group Name

Sl.No	Group Name	Members Count	Action
No matching records found			

Showing 1 to 1 of 1 entries

Previous 1 Next

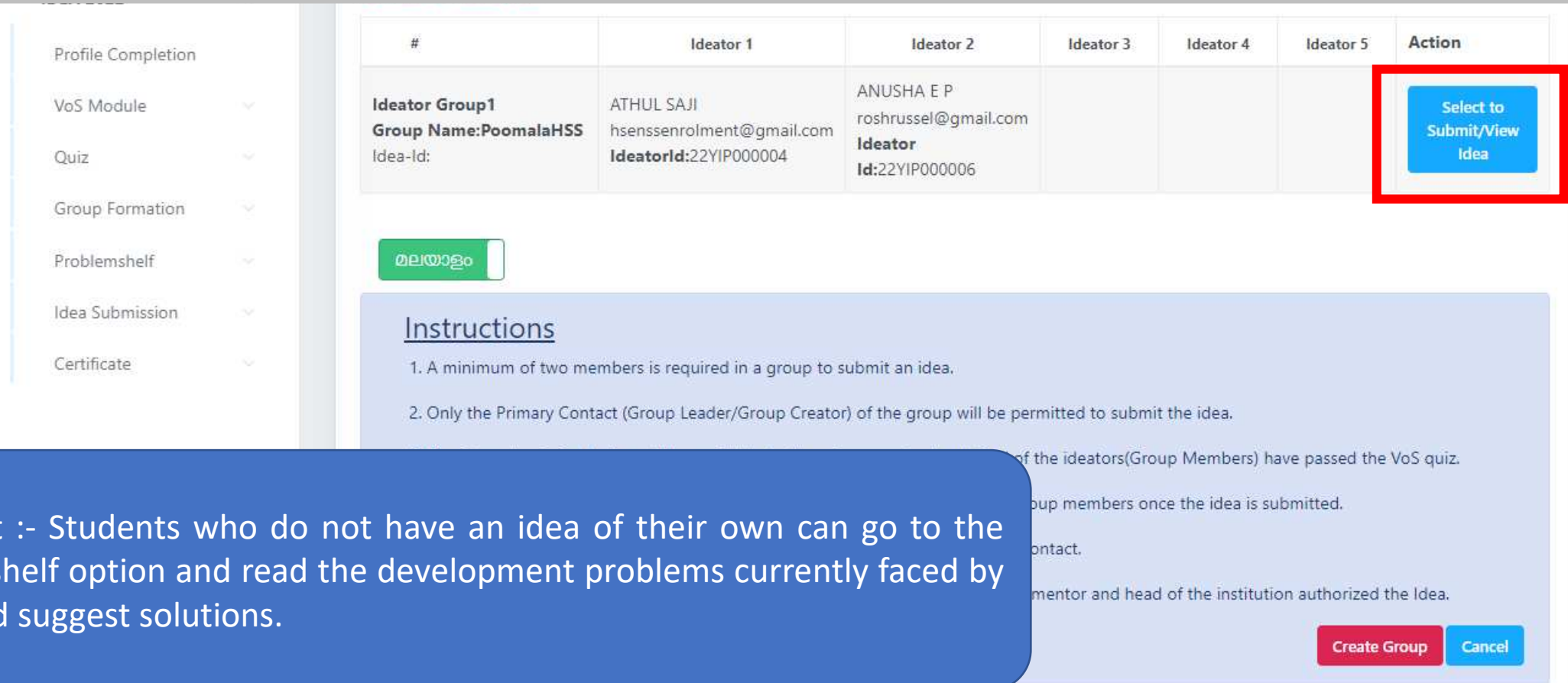
Next step >>



Step 8

Submission of Idea from leader login

Select Idea Submission from the group leader's login. Then click on the Select to Submit/View Idea on the right-hand side



The screenshot displays a web interface for idea submission. On the left, a sidebar menu includes options like Profile Completion, VoS Module, Quiz, Group Formation, Problemshelf, Idea Submission, and Certificate. The main content area features a table with columns for Ideator 1 through Ideator 5 and an Action column. The first row shows details for 'Ideator Group1' with group name 'PoomalaHSS' and ideator information for ATHUL SAJI and ANUSHA E P. A blue button labeled 'Select to Submit/View Idea' in the Action column is highlighted with a red border. Below the table is a green 'മലയാളം' (Malayalam) language selector. An 'Instructions' section follows, detailing requirements for group size and primary contact. At the bottom right, there are 'Create Group' and 'Cancel' buttons.

#	Ideator 1	Ideator 2	Ideator 3	Ideator 4	Ideator 5	Action
Ideator Group1 Group Name:PoomalaHSS Idea-Id:	ATHUL SAJI hsenssenrolment@gmail.com IdeatorId:22YIP000004	ANUSHA E P roshrussel@gmail.com Ideator Id:22YIP000006				Select to Submit/View Idea

Instructions

1. A minimum of two members is required in a group to submit an idea.
2. Only the Primary Contact (Group Leader/Group Creator) of the group will be permitted to submit the idea.

of the ideators(Group Members) have passed the VoS quiz.

roup members once the idea is submitted.

ontact.

mentor and head of the institution authorized the Idea.

Create Group Cancel

Important :- Students who do not have an idea of their own can go to the problem shelf option and read the development problems currently faced by Kerala and suggest solutions.

Voice of Stake Holder Survey

- Please provide the necessary information.
- A survey should be conducted for the beneficiaries before submitting the idea. Also upload the PDF of the survey report

YIP - Young Innovator's Program 2022-'25

IDEA REGISTRATION

Select Type of Idea Submission

Own Idea

IDEA REGISTRATION

Select Facilitator

Russel G

Name *

Russel G

Mobile no *

9526912171

Email *

russelgnath@gmail.com

Challenge Admissible *

Star Challenge

And questions related to the problem canvas. The student's idea for that problem can also be provided against these questions

IDEA REGISTRATION

Project Category *

Project Name *

Focus *

Explain the problem statement in one line(Maximum 25-35 words) *

Please give us a detailed background of the problem *

Explain the root cause of the problem(Maximum 100 words) *

Are there existing solutions? If so what are the limitations? *

Is there any existing solutions similar to the idea. If YES, What are the limitations of the existing solutions?

What is the expected outcome when your idea is implemented? *

Expected Outcome of the solution in not more than 100 words

Did you do a voice of customer *

Select

Please give a title to your Idea which will solve the problem (10 words) *

What is your Motivation for solving the Problem?(Maximum 100 words) *

Motivation/Rationale for solving the problem

Explain your idea in a paragraph (100 words) *

The Idea in Just a Paragraph 100 Words

What is the advantage of the Idea which you are proposing? (Maximum 100 words) *

How is this Idea/solution an improvement over existing products/solution [Describe it in not more than 100 words]

Please let us know who is the customer for your product/solution? *

Estimated cost of the Idea Project? *

In rupees

Has any member of the team received any Previous recognitions in the past year? *

Recognitions during last Academic year (Year 2018-19). If no, please

Name of Publication

Details of Publisher

Date of Publication

dd/mm/yyyy

Whether a Prototype has been developed? *

Select

Description *

Details

Upload File

Whether any Product Development was attempted if any? *

Select

Description *

Details

Upload File

Whether Any Patent Applied /Regd? *

Select

Patent No

Date *

dd/mm/yyyy

Description *

Mentor should be the faculty in your institution & select a facilitator in the drop-down menu

Details of Mentor Supporting the Project?

Name *	Designation *	Mobile no *	Email *
<input type="text"/>	<input type="text"/>	<input type="text"/>	<input type="text"/>

Select Facilitator

▼

Name *	Mobile no *	Email *
<input type="text"/>	<input type="text"/>	<input type="text"/>

Please add any documents which may help us to understand your idea further(Description) *

Details:



Submit Details



User

YOUR IDEA REGISTRATION COMPLETED SUCCESSFULLY

[View Idea](#)

